


LEGEND

- KEY PEDESTRIAN MOVEMENT
- PLAYER MOVEMENT
- VEHICLE MOVEMENT
- KEY SIGHT LINES
- KEY LANDSCAPE ZONES






RED BRICK WITH CREAM HEADER COURSE BOARDER TO PARKING TO TIE INTO EXISTING HERITAGE



EXPOSED AGGREGATE CONCRETE PATH



UNIT PAVING TO ENTRIES - URBANSTONE OR SIMILAR



FREE STANDING WALLS TO EDGE OF GARDEN BEDS CREATE SEATING OPPORTUNITIES CAN BE USED TO RESTRICT VEHICLE ACCESS. OPPORTUNITY TO RECYCLE BRICKS FROM EXISTING BUILDING



1800mm CHAIN LINK FENCE TO MATCH EXISTING

INDICATIVE PLANTING PALETTE
 130mm pot shrubs @4/m2 proposed



anigozanthos



Westringia 'smokey'



Grevillea crithmifolia



Banksia nivea



Iomandra tanika



Myoporum parvifolium



Conostylis candicans



Eremophila glabra



Patersonia occidentalis



westringia dampieri



Banksia blechnifolia



Hemiandra pungens



Anigozanthos




Calothamnus quadrifidus



Xanthorrhoea preissii



Grevillea gin gin gem



Jacaranda mimosifolia - to tie in to existing street trees
 45Ltr Proposed



climber - *Trachelospermum Jasminoides*
 140mm pot size proposed

